



you can watch an explanatory video that explains the game. For that either you can scan the QR code or use the url of video is <https://youtu.be/9WWb0N3bEOw>

Buy from Url : <https://designingboss.com/product/the-shopping-game-personal-gamecopy/>

Contact Url: <https://designingboss.com/contact-us/>

Image of Task, Coupons & Items are given at the end of this document.

What is “The Shopping Game”?

The Shopping Game is a new board game developed for kids to help them understand the upcoming challenges of this world and the importance of money. The challenge faced by adults is moulded in an exciting fun game.

What makes it so special?

- The token money used in the game is a fake copy of Indian notes and contains a photo of your child on it.
- It's a completely customised personal game made especially for your kid with his/her name & photo.
- It's a completely new game developed for kids which teaches them maths in a completely fun way.

How does it work?

Here all players will get a fixed amount of money. They have to perform various tasks like going to school, zoo etc. To perform every task players have to buy items from the mall for this they have to expend the money they have got.

Every player will get a chance to throw the dice once in each task and according to the number on the dice, they will get one coupon in each task. Through that coupon, you will get one item free of cost in that task. The item which you will get for free, is written on that coupon. Like this, every player will pay a different amount to complete the tasks and the player who will complete all tasks with the maximum amount left with him/her will win the game.

How to play?

1. Create a Mall (shop).



Arrange all items(like cake, cap, etc) given to complete the tasks (like birthday, school, etc). Assign a person to manage the shop. The guardian is advised to play the role of the shopkeeper. So they can check calculations done by players. The shopkeeper will keep the change. Notes of 10, 20, 50.

2. Give tasks & money to each player.



A maximum of 4 players can compete in this game. Each player will be given 5 tasks (Campfire, Zoo, Road Trip, Party & School). They will be given 1000 Tokens (fake copies of notes/rupees) or 950 Tokens to complete these tasks. Players should be given tokens(Notes) of 100 & 50 only.

Note: If you want to make it a little hard & exciting give them 950 Tokens instead of 1000. This will make the game a little tough, to complete all tasks in 950 tokens.


After distributing the tokens(notes-money) among players, the rest of the tokens(notes-money) will be given to the shopkeeper so that he/she can give change back to players.

3. Throw dice & get Coupon.



After getting the money and tasks. First, select any task (for example School). Then the player will throw the dice once and according to the number on the dice. Player will get a coupon. This coupon will show which item the player will get free in that task. Do the same thing with every task. At the end, the player will be left with 5 coupons. All the players have to do the same process for all tasks.

4. Do calculations (Maths)



At the bottom of the list. Players have to answer the total amount before going shopping, with a pencil only.

Like told above, Player have to first throw the dice. According to the number on the dice. The player will fill in zero(0) in the blank box, in front of that item which the player will get free. For the rest of the items, the player will fill in the original cost of items. For example, look at the below image.

● GRASS if then amount is 0 otherwise it is ₹10	₹ <input type="text"/>
● HAY GRASS	₹ 10
● CORN if then amount is 0 otherwise it is ₹10	₹ <input type="text"/>
● FISH if then amount is 0 otherwise it is ₹20	₹ <input type="text"/>
● HONEY	₹ 20
● CABBAGE	₹ 10
● CARROT	₹ 10
● SUGERCANE	₹ 10
● PUMPKIN	₹ 10
● MEAT if then amount is 0 otherwise it is ₹20	₹ <input type="text"/>
TOTAL AMOUNT + ₹ <input type="text"/>	
TOTAL NUMBER OF ITEMS ★ <input type="text"/>	

● GRASS if then amount is 0 otherwise it is ₹10	₹ 10
● HAY GRASS	₹ 10
● CORN if then amount is 0 otherwise it is ₹10	₹ 10
● FISH if then amount is 0 otherwise it is ₹20	₹ 20
● HONEY	₹ 20
● CABBAGE	₹ 10
● CARROT	₹ 10
● SUGERCANE	₹ 10
● PUMPKIN	₹ 10
● MEAT if then amount is 0 otherwise it is ₹20	₹ 20
TOTAL AMOUNT + ₹ 120	
TOTAL NUMBER OF ITEMS ★ <input type="text"/>	

After throwing the dice this player got 2. So this player will get a coupon for free Corn. So the cost of Corn will be 0. The rest of the blank boxes will be filled with their item's original cost. Just like it is shown in the above photo.

After filling the cost of items in blank boxes in front of them. Player have to calculate the total amount by summing up the cost of all items.

All players will do all this for all tasks. Now they are ready to buy items from the shop(Mall).

5. Buy items & use coupons.


Now players have to do shopping. They have to buy items from the shopping mall. They have to buy all the items to complete all tasks. They will use coupons to get items for free. Give the coupon to the shopkeeper and the shopkeeper will give that item to the player free of cost. Like this player will save some money(Tokens) in each task.

6. Fill in the total number of items.

When done with shopping. For each task, the player has to fill in the number of items bought to complete the list in that task. Don't forget to count the free items. All the players have to do the same.

TOTAL NUMBER OF ITEMS ★ <input type="text"/>

7. Quiz in the task.



Each task contains a quiz for the player. The players don't have to only buy the items they have to complete the quiz with a pencil too. Then only the task will be considered completed. The shopkeeper will check all the quizzes completed by players whether they have answered them correctly or not. If any player has answered it incorrectly that player will be disqualified.

Note: quiz is mandatory only for little grown-up children. Guardians can judge whether their children are comfortable with quiz or not. If not then escape this part of the game.

8. Deciding the winner.

Once all the players have completed all the tasks without any mistakes. The player who is left with the most Tokens(money) among all players will be the first-rank winner of the game. The rest of the players will be ranked according to the amount of Tokens(money-note) left with them. Higher the amount of money left, the higher rank he/she will get. There is a chance of a draw also if the amount of tokens left with them is the same.

What things do you get?

1. Tokens (fake copies of Indian notes) of 10,20,50 and 100.
2. 5 tasks (Campfire, Zoo, Road Trip, Party & School).
3. Dice.
4. Coupons.
5. Items.

Basic Information

- Little younger children can play the game just by making the shop and exchanging the tokens(money - notes). There is no need for them to complete tasks or to do all sorts of calculations. This game is designed in such a way even more younger kids will enjoy shopping through items and notes only.
- This game can be played by a maximum of 5 players(4 players + 1 shopkeeper) and a minimum of two players(1 player + 1 shopkeeper) at a time.
- If you want to make it a little hard & exciting give every player 950 Tokens instead of 1000. This will make the game a little tough, to complete all tasks in 950 tokens.

Warning

- The token(fake copies of Indian notes) should be used to play this game only.
- This product and its content are protected by copyright law. Any reproduction, modification, distribution, or republication of the content on this website without the prior written consent of "Nischint (Designing Boss)" is strictly prohibited.

Images From Game



The Shopping Game

Welcome to
kid's Name Here>
Shopping Mall



Play Game With Your Own Money
Game that Teaches Math The Fun Way



- CAP if then amount is 0
Otherwise it is ₹10 ₹
- MUG ₹
- BLANKET ₹
- TENT if then amount is 0
Otherwise it is ₹50 ₹
- MAP if then amount is 0
Otherwise it is ₹10 ₹
- TORCH ₹
- AXE ₹
- COMPASS ₹
- BAG ₹
- MOSQUITO SPRAY ₹
- FLASK if then amount is 0
Otherwise it is ₹30 ₹
- MATCHSTICK ₹
- SHOES ₹

TOTAL AMOUNT



₹

TOTAL NUMBER OF ITEMS

Dont forget to count the items that are free.

FREE COUPONS

on roll



One on Dice 	FREE TENT 	Six on Dice 	FREE FLASK
Two on Dice 	FREE CAP 	Five on Dice 	FREE MAP

Roll the dice once only. According to number you will get item Free.



Tick the amounts that allows you to do this shopping

QUIZ!

 ₹50 ₹50 ₹50 ₹50 ₹50 + ₹50 ₹250 ₹ <input type="text"/> Change you will get back	 ₹100 ₹100 ₹100 + ₹100 ₹300 ₹ <input type="text"/> Change you will get back
 ₹20 ₹20 ₹20 ₹20 ₹20 + ₹20 ₹80 ₹ <input type="text"/> Change you will get back	 ₹10 ₹10 ₹10 ₹10 ₹10 ₹10 + ₹10 ₹60 ₹ <input type="text"/> Change you will get back




- BANANA ₹ 10
- PEANUT ₹ 10
- GRASS if 1 then amount is 0 otherwise it is ₹10
- HAY GRASS ₹ 10
- MEAT if 2 then amount is 0 otherwise it is ₹20
- FISH if 3 then amount is 0 otherwise it is ₹20
- HONEY ₹ 20
- CABBAGE ₹ 10
- CARROT ₹ 10
- SUGERCANE ₹ 10
- PUMPKIN ₹ 10
- CORN if 4 then amount is 0 otherwise it is ₹10

TOTAL AMOUNT + ₹

TOTAL NUMBER OF ITEMS *

* Don't forget to count the items that are free.

FREE COUPONS on roll



* Roll the dice once only. According to number you will get item Free.

2 Match the animals with their favourite foods.

QUIZ!





● SPARE TYRE		₹ <input type="text"/>
if then amount is ₹0 otherwise it is ₹30		
● WATER		₹ <input type="text"/>
● MOBILE		₹ <input type="text"/>
if then amount is 0 otherwise it is ₹90		
● SUITCASE		₹ <input type="text"/>
● SUNGLASS		₹ <input type="text"/>
● CAMERA		₹ <input type="text"/>
● MOBILE CHARGER		₹ <input type="text"/>
● BACKPACK		₹ <input type="text"/>
● HEADPHONE		₹ <input type="text"/>
● FUEL		₹ <input type="text"/>
● CHIPS		₹ <input type="text"/>
if then amount is 0 otherwise it is ₹10		
● CHOCOLATE		₹ <input type="text"/>
● SODA		₹ <input type="text"/>
if then amount is 0 otherwise it is ₹10		

TOTAL AMOUNT + ₹

TOTAL NUMBER OF ITEMS

Don't forget to count the items that are free.

FREE COUPONS on roll

One on Dice	FREE TYRE	Six on Dice	FREE MOBILE
Three on Dice	FREE SODA	Five on Dice	FREE CHIPS

Roll the dice once only. According to number you will get item Free.

Find the path so the boy can reach his destination

QUIZ!





- PARTY POPPER ₹ 10
- CAKE if 1 then amount is 0 otherwise it is ₹30 ₹
- BALLONS ₹ 10
- BIRTHDAY HATS ₹ 10
- PARTY WHISTLE ₹ 10
- CUP CAKES ₹ 20
- CANDLES ₹ 00
- GIFT if 6 then amount is 0 otherwise it is ₹20 ₹
- DECORATION ₹ 10
- CANDIES ₹ 10
- ICE CREAM ₹ 10
- MASKS if 2 then amount is 0 otherwise it is ₹10 ₹
- FOOD if 4 then amount is 0 otherwise it is ₹50 ₹

TOTAL AMOUNT + ₹

TOTAL NUMBER OF ITEMS *

* Don't forget to count the items that are free.

FREE COUPONS on roll




Roll the dice once only. According to number you will get item Free.

✓ Tick the shop from which you can buy a cake.

QUIZ!





● SCHOOL BAG		₹ <input type="text"/>
if then amount is ₹0 otherwise it is ₹30		
● NOTEBOOKS		₹ 2 0
● BOOKS		₹ <input type="text"/>
if then amount is 0 otherwise it is ₹50		
● SCISSORS		₹ <input type="text"/>
if then amount is ₹0 otherwise it is ₹10		
● WATER COLOURS		₹ 1 0
● SHARPENER		₹ 0 0
● ERASER		₹ 0 0
● GLUE		₹ <input type="text"/>
if then amount is 0 otherwise it is ₹10		
● PENCIL COLOR		₹ 1 0
● CRAYONS		₹ 1 0
● PAINT BRUSH		₹ 0 0
● PALETTE		₹ 1 0
● PENCILS		₹ 1 0

TOTAL AMOUNT

+ ₹

TOTAL NUMBER OF ITEMS ★

★ Don't forget to count the items that are free.

FREE COUPONS on roll

One on Dice	FREE BAG	Six on Dice	FREE BOOKS
Three on Dice	FREE GLUE	Four on Dice	FREE SCISSORS

★ Roll the dice once only. According to number you will get item Free.

✓ Tick the amounts that allows you to do this shopping **QUIZ!**

 ₹50 ₹50 ₹50 ₹50 ₹50 + ₹50 ₹250 ₹ <input type="text"/> Change you will get back	 ₹100 ₹100 + ₹100 ₹300 ₹ <input type="text"/> Change you will get back
 ₹20 ₹20 ₹20 ₹20 + ₹20 ₹80 ₹ <input type="text"/> Change you will get back	 ₹50 ₹50 ₹10 ₹10 ₹10 + ₹10 ₹140 ₹ <input type="text"/> Change you will get back

One on Dice

FREE TENT



Six on Dice

FREE FLASK



Two on Dice

FREE CAP



Five on Dice

FREE MAP



One on Dice

FREE MEAT



Six on Dice

FREE FISH



Two on Dice

FREE CORN



Four on Dice

FREE GRASS



One on Dice

FREE TYRE



Six on Dice

FREE MOBILE



Three on Dice

FREE SODA



Five on Dice

FREE CHIPS



One on Dice

FREE FOOD



Six on Dice

FREE CAKE



Three on Dice

FREE MASK



Five on Dice

FREE GIFT



One on Dice

FREE BAG



Six on Dice

FREE BOOKS



Three on Dice

FREE GLUE



Four on Dice

FREE SCISSORS



  <p>BIRTHDAY HATS ₹10</p>	  <p>PARTY WHISTLE ₹10</p>	  <p>CUP CAKES ₹20</p>	<div>   </div> <p>CANDLES ₹0</p>
<div>   </div> <p>GIFT ₹30 ₹20 <i>Sale</i></p>	<div>   </div> <p>DECORATION ₹10</p>	<div>   </div> <p>CANDIES ₹10</p>	<div>   </div> <p>LOLLIPOPS ₹0</p>
  <p>ICE CREAM ₹10</p>	<p><i>Buy 1 Get 1 Free Get 1 Free Buy 1</i></p>		  <p>FOOD ₹50</p>
  <p>SCHOOL BAG ₹80 ₹30 <i>Sale</i></p>	  <p>NOTEBOOKS ₹20</p>	  <p>BOOKS ₹50</p>	  <p>PENCILS ₹10</p>



There are more things you get in the game. Few of things are shown here. It's a newly developed indoor dice game that teaches kids how money functions and how important maths is to everyday life. You should definitely try it once. But it from url below.

<https://designingboss.com/product/the-shopping-game-personal-gamecopy/>